

## CAN YOU FIX IT? YES YOU CAN!

From time to time you may experience a problem with your braces while at home. Here are some common orthodontic appliance problems that you can easily fix on your own. However, please do not hesitate to call us for assistance if you are unable to correct the situation - severe pain, trauma, facial injury, or even a wire sticking out that you cannot fix, do require emergency treatment.

**Soreness:** Rinsing your mouth with warm water mixed with salt often alleviates soreness caused by braces. Tylenol or Advil are other options for relief from minor discomfort.

**Ill-fitting Headgear:** If you are experiencing a poor fit with your headgear, be sure it is positioned properly as per your instructions. Notify us as soon as possible if you cannot correct the problem or if your headgear or retainer is bent.

**Loose Band, Bracket or Appliance:** It is OK to leave loose parts in place until you inform us at your next visit. However, if any part is irritating your mouth, try to cover with orthodontic wax. If a band or bracket actually comes off, wrap in tissue and bring with you on your next visit.

**Loose Wire:** An irritating loose wire can be covered with wax as well. It may also be pushed back into place by another person using an eraser, spoon or tweezers, or clipped back with fingernail clippers.

**Missing Elastic or Tiewire:** Although this is not an urgent situation, at your next scheduled appointment, please tell us about any missing elastics or tiewires.

## CAN YOU FIX IT? YES YOU CAN!

From time to time you may experience a problem with your braces while at home. Here are some common orthodontic appliance problems that you can easily fix on your own. However, please do not hesitate to call us for assistance if you are unable to correct the situation - severe pain, trauma, facial injury, or even a wire sticking out that you cannot fix, do require emergency treatment.

**Soreness:** Rinsing your mouth with warm water mixed with salt often alleviates soreness caused by braces. Tylenol or Advil are other options for relief from minor discomfort.

**Ill-fitting Headgear:** If you are experiencing a poor fit with your headgear, be sure it is positioned properly as per your instructions. Notify us as soon as possible if you cannot correct the problem or if your headgear or retainer is bent.

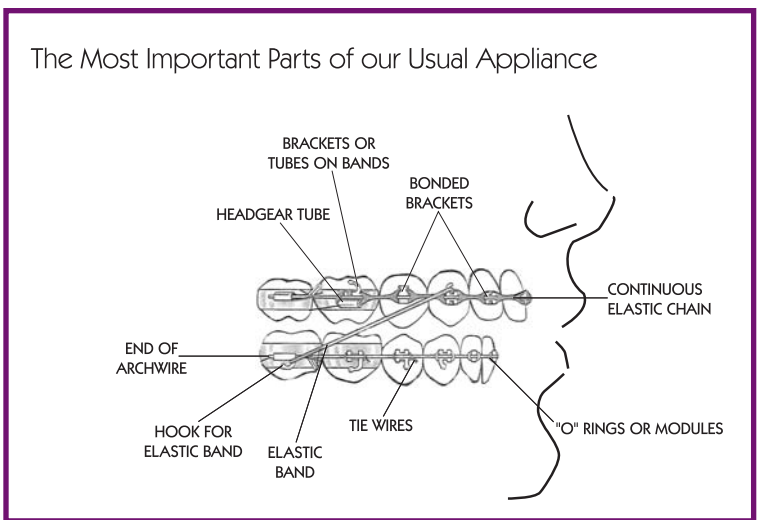

**Loose Band, Bracket or Appliance:** It is OK to leave loose parts in place until you inform us at your next visit. However, if any part is irritating your mouth, try to cover with orthodontic wax. If a band or bracket actually comes off, wrap in tissue and bring with you on your next visit.

**Loose Wire:** An irritating loose wire can be covered with wax as well. It may also be pushed back into place by another person using an eraser, spoon or tweezers, or clipped back with fingernail clippers.

**Missing Elastic or Tiewire:** Although this is not an urgent situation, at your next scheduled appointment, please tell us about any missing elastics or tiewires.

## CAN YOU FIX IT? YES YOU CAN!

## CAN YOU FIX IT? YES YOU CAN!

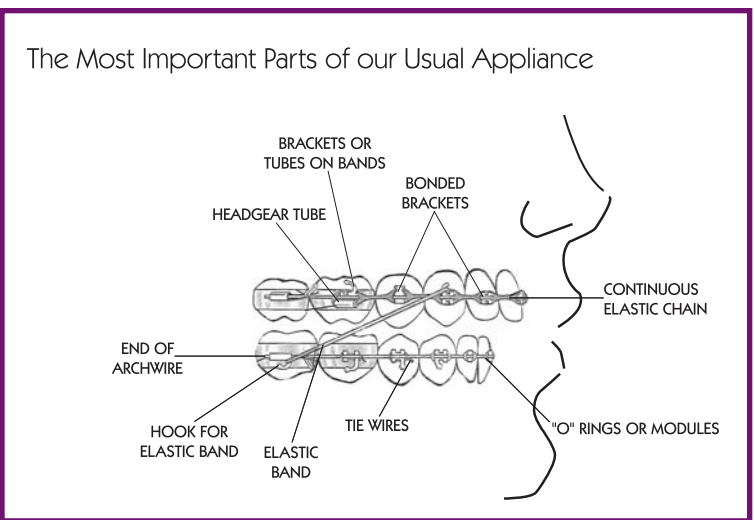



**POA**  
PIEDMONT ORTHODONTIC ASSOCIATES

**Dr. Ernest J. Gardner**  
319 N. Pine Street, Suite 5  
Spartanburg, SC 29302  
Phone 864.585.8709  
Fax 864.585.8700

## CAN YOU FIX IT? YES YOU CAN!

## CAN YOU FIX IT? YES YOU CAN!



**POA**  
PIEDMONT ORTHODONTIC ASSOCIATES

**Dr. Ernest J. Gardner**  
319 N. Pine Street, Suite 5  
Spartanburg, SC 29302  
Phone 864.585.8709  
Fax 864.585.8700